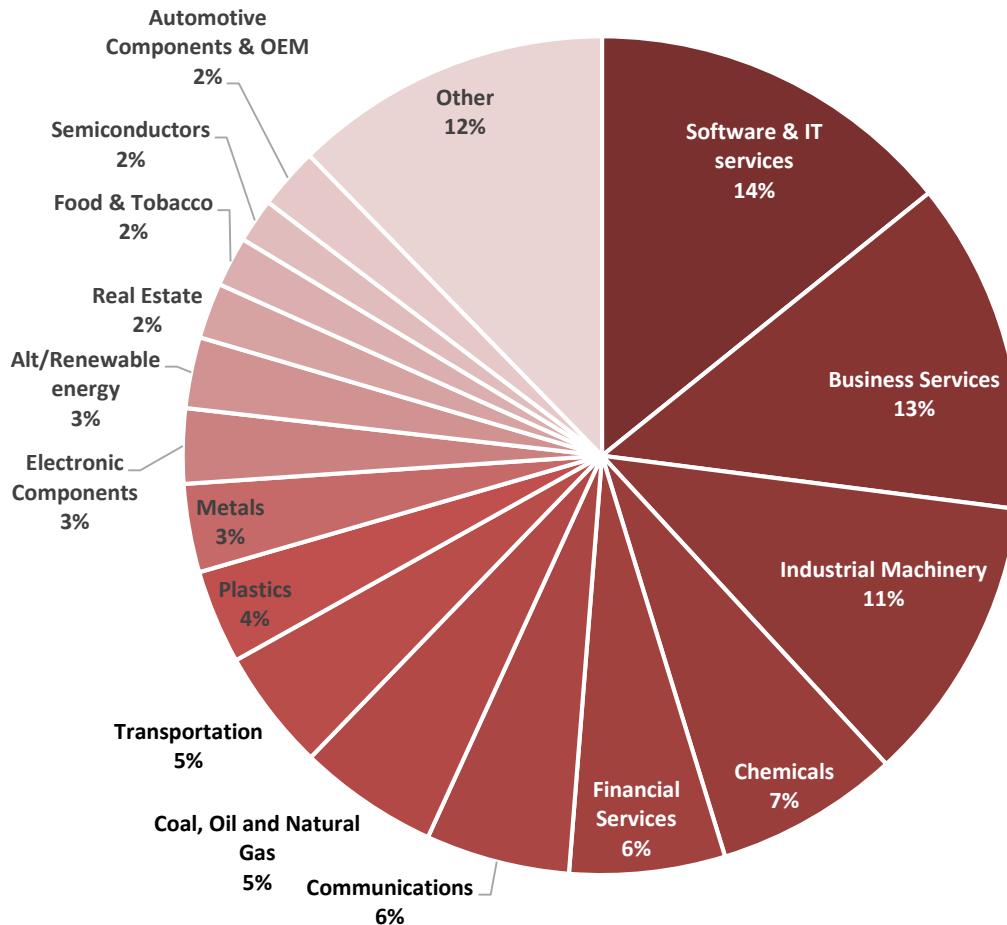


FDI TRENDS - TEXAS

1,350 Announced FDI Projects in Texas from January 2003 to March 2017



Top Five Source Markets*	
UK	280 projects
Germany	137 projects
Canada	128 projects
Japan	113 projects
France	87 projects

Top Five Destination Cities*	
Houston	460 projects
Dallas	187 projects
Austin	146 projects
San Antonio	59 projects
Fort Worth	26 projects

During this time, FDI in Texas accounted for **\$92.9 billion** in capital investment.

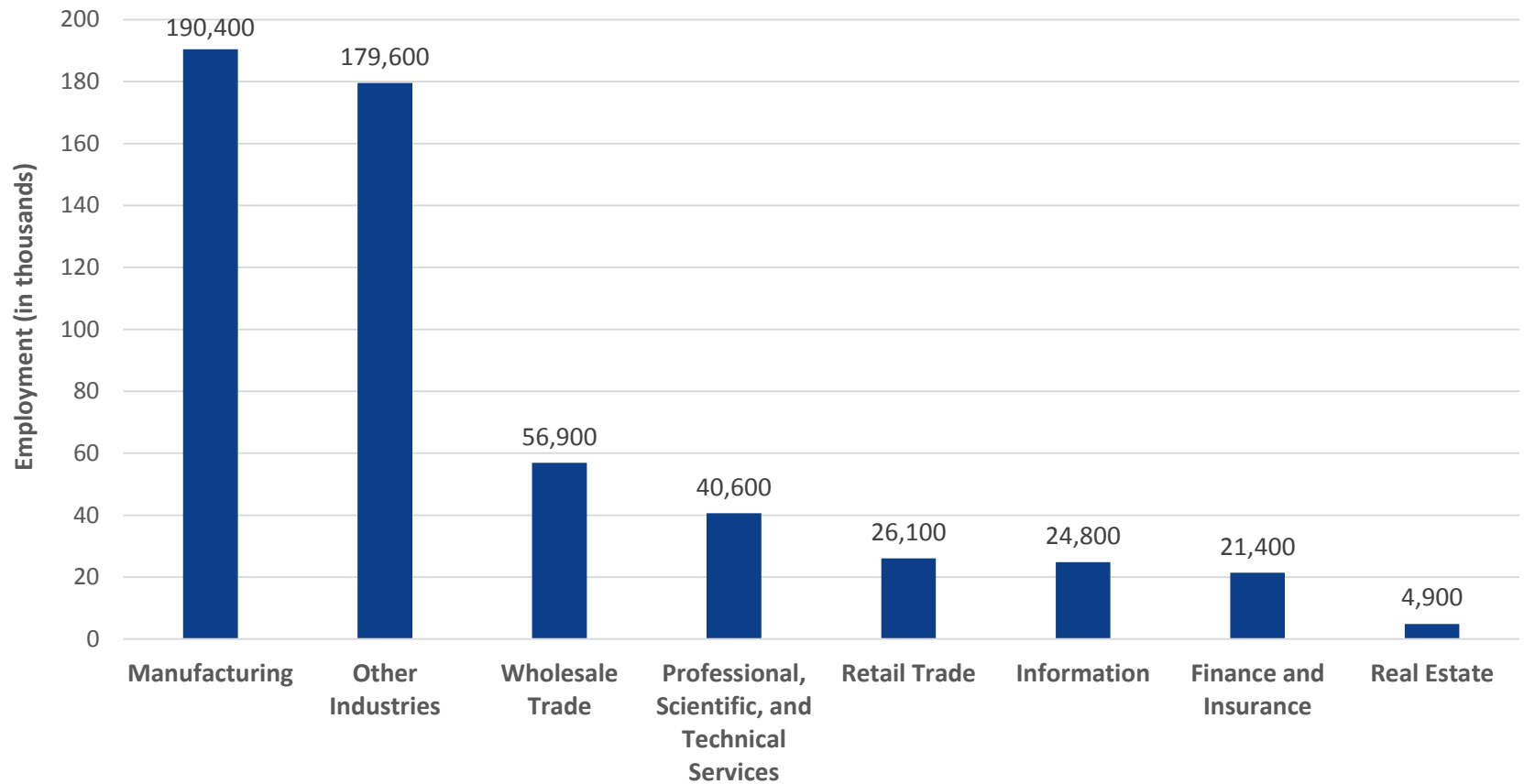
*Based on announced FDI projects from January 2003 to March 2017.

Source: fDi Markets. Accessed 10 May 2017.

FDI TRENDS – TEXAS EMPLOYMENT

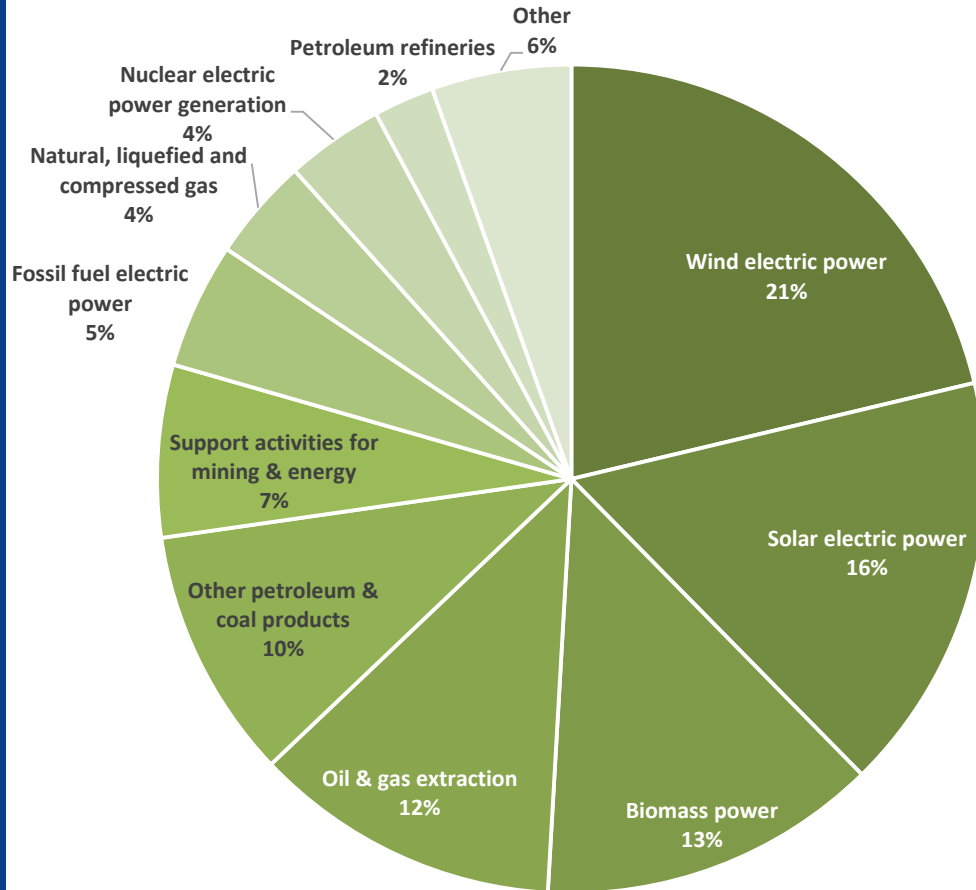
544,800 Jobs in Texas that are directly supported by majority foreign-owned affiliates (2014)

FDI-Supported Employment by Industry



U.S. FDI TRENDS – ENERGY SECTOR

Announced FDI Projects by Sub-Industry*



Top Five Source Markets*

UK	92 projects
Canada	76 projects
Spain	51 projects
Australia	41 projects
France	39 projects

Top Five Destination States*

Texas	110 projects
California	53 projects
Louisiana	22 projects
Illinois	21 projects
Pennsylvania	21 projects**

Texas is the **No. 1 recipient** of FDI in the U.S. energy sector. FDI in Texas' energy sector accounts for an estimated **\$31.3 billion** in capital investment.

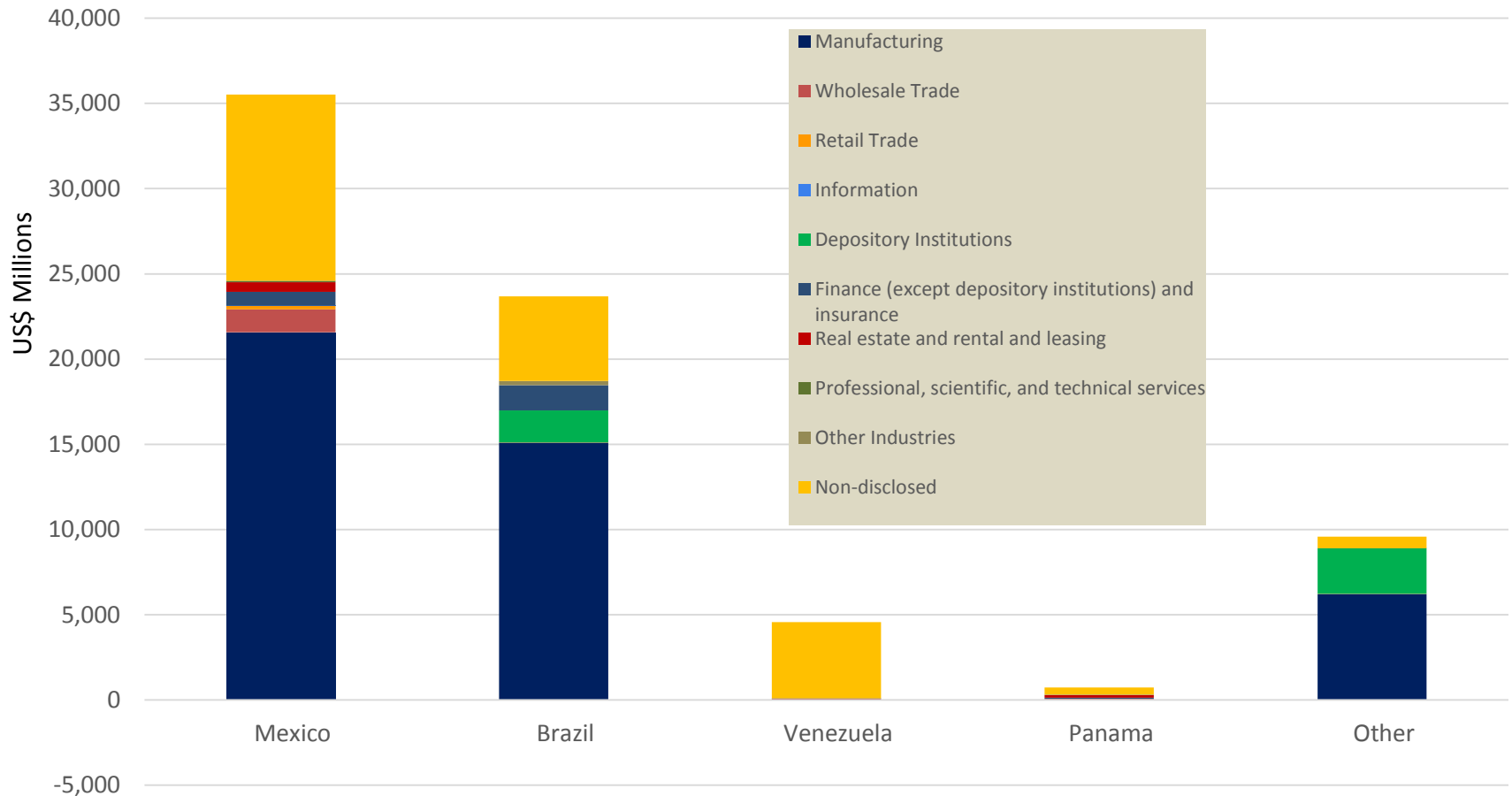
*Based on announced FDI projects from January 2003 to March 2017.

**In the event of a tie between states for number of announced FDI projects, the tie is broken by total capital investment.

LATIN AMERICAN FDI TRENDS – UNITED STATES

\$74 Billion

Stock of FDI from Latin America to the United States (2015)*



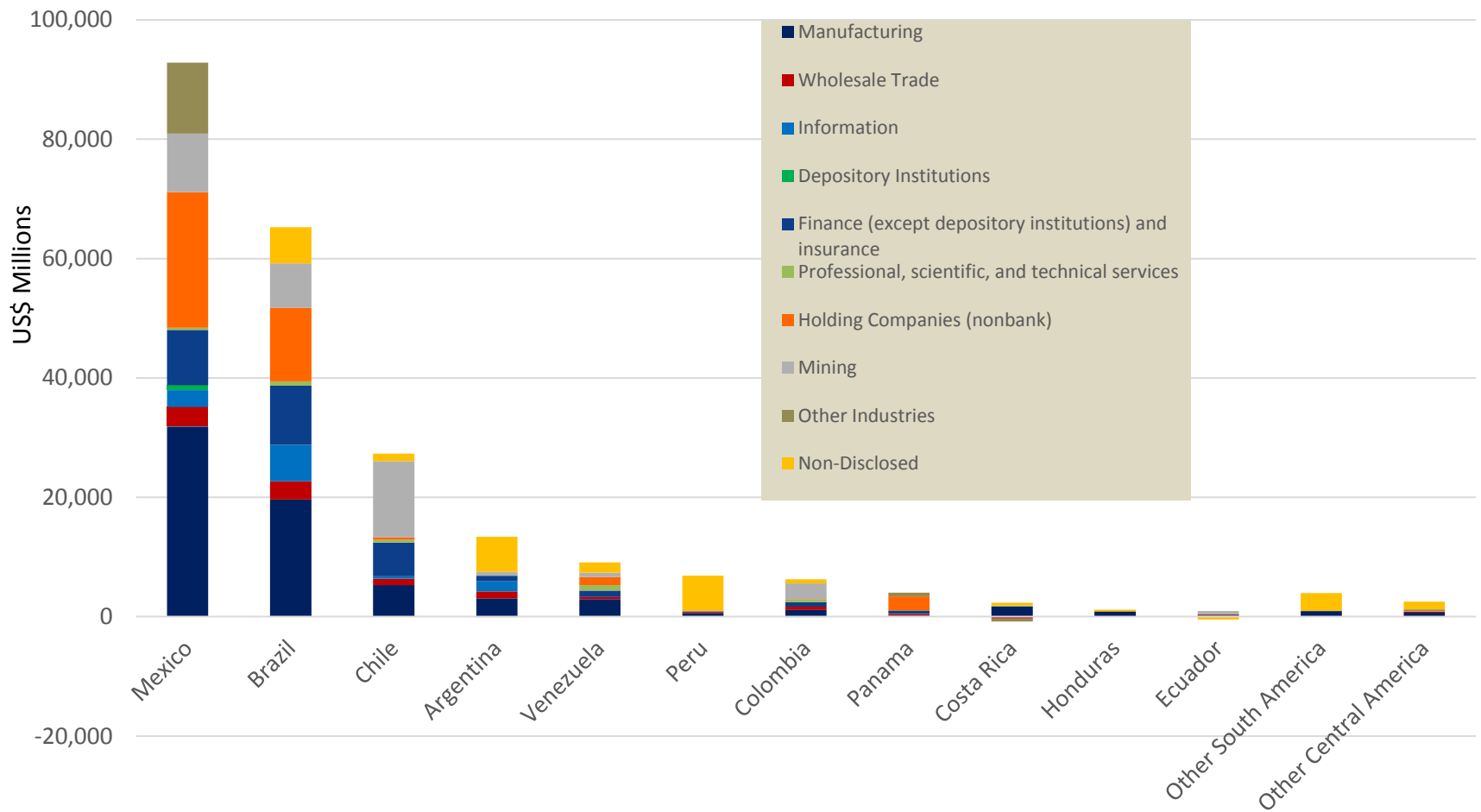
*FDI stock is measured by ultimate beneficial owner (UBO).

Source: Department of Commerce, Bureau of Economic Analysis

U.S Department of Commerce | International Trade Administration | SelectUSA

U.S. FDI TRENDS – LATIN AMERICA

\$234 Billion Stock of FDI from the United States to Latin America (2015)*



LATIN AMERICAN FDI TRENDS – TEXAS

54 Announced Latin American FDI Projects in Texas from January 2003 to March 2017.



Source Market Heat Map
Darker color = more activity

Top Five Latin American Source Markets*

Mexico	28 projects
Brazil	17 projects
Venezuela	4 projects
Colombia	2 projects
Honduras El Salvador**	1 project each

Top Five Destination Cities in Texas*

Houston	12 projects
San Antonio	7 projects
Austin	4 projects
Pasadena	3 projects
Laredo***	3 projects

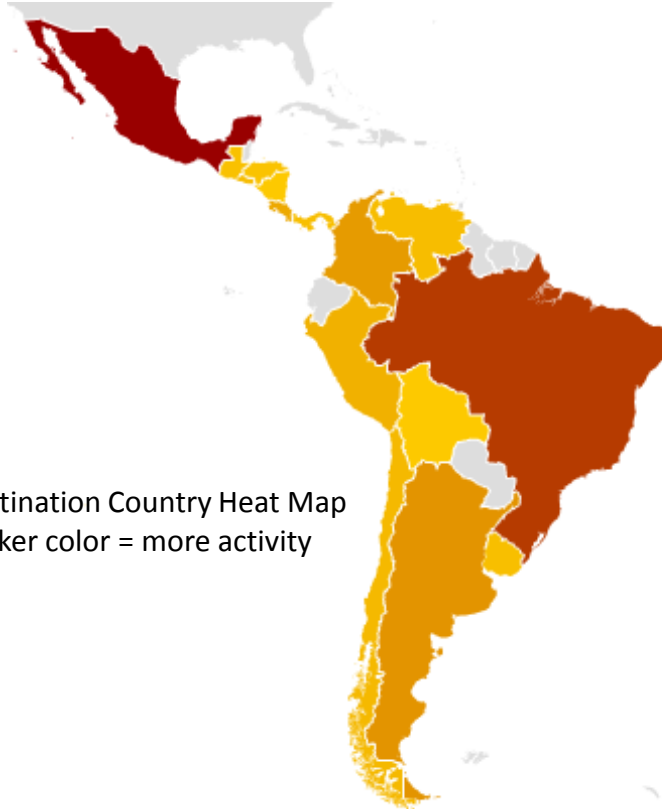
*Based on announced FDI projects from January 2003 to March 2017.

**El Salvador and Honduras are tied for both number of FDI projects and total capital investment.

***In the event of a tie between cities for number of announced FDI projects, the tie is broken by total capital investment.

TEXAS FDI TRENDS – LATIN AMERICA

298 Announced Texas FDI Projects in Latin America from January 2003 to March 2017.



Destination Country Heat Map
Darker color = more activity

Top Five Texas Source Cities*

Houston	108 projects
Dallas	39 projects
Irving	35 projects
Austin	28 projects
San Antonio	18 projects

Top Five Destination Countries*

Mexico	100 projects
Brazil	71 projects
Argentina	27 projects
Colombia	24 projects
Costa Rica	17 projects

*Based on announced FDI projects from January 2003 to March 2017.

Disclaimer

The opinions expressed in this presentation are those of the individual author(s) and do not represent the opinions of BRG or its other employees and affiliates. The information provided in this presentation is incomplete without the oral briefing of the author(s), and should not be considered out of context. The information provided is not intended to and does not render legal, accounting, tax, or other professional advice or services, and no client relationship is established with BRG by making any information available in this presentation.

